


## Component

---



# Highly Sensitive Humidity Sensors Based on Nanocomposites

## Fast Facts

---

- Thin-film sensor configuration, capacitive sensor readout
- Manufactured with printing or spraying techniques
- Applicable directly to surfaces or inside materials, e.g. fiber-reinforced plastics
- Large range of application fields, e.g. air conditioning, logistics, monitoring of water penetration

## General Description


For the determination of humidity, many different measurement techniques have been developed, reaching from early mechanical systems to resistive or capacitive methods to support electronic readout. Modern thin-film sensors usually use polymers or ceramic materials as sensitive dielectric. This can be complemented by polymeric nano- and microcomposites, which offer the opportunity to combine the advantages of ceramics and polymers, like high sensitivity and easy processing technology, while minimizing the disadvantages. Such innovative composite humidity sensors can be prepared with a large scale on rigid, bendable or even curved surfaces employing a large variety of electrode structures.

## Functional Principle


The manufactured nano-/microcomposite humidity sensors work on the capacitive readout principle based on a hygroscopic dielectric layer. This dielectric consists of nanoporous ceramic particles, which are embedded in a polymeric binder. Since the dielectric permittivity of water is much larger than that of the polymer or ceramics, adsorbed water changes the dielectric permittivity drastically and hence the capacitance of the assembly. In addition to the determination of relative humidity in various fields of applications, the highly-sensitive sensors also enable the determination of water penetration and diffusion especially in plastic materials with or without fiber-reinforcement.

## Technologies

The moisture-sensitive dielectric is sandwiched between bottom and intermittent top electrodes. Here, the electrodes and the dielectric layer can be applied on various rigid (e.g. glass) or flexible films (e.g. Polyimide or PET). The composite dielectric is preferably applied via screen-printing, while the electrodes can be prepared by evaporation, sputtering or printing processes. The humidity sensors on flexible films offer the unique possibility of sensor integration in thermoplastic and thermosetting components. For data transfer, wire-based and wireless technologies (e.g. Bluetooth Low Energy) are available.



Various composite sensor layouts on glass substrate.



Composite humidity sensor embedded in glass-fiber reinforced polyamide.

## Suggested Applications

- Air conditioning of buildings, warehouses, greenhouses
- Sensor for logistics; monitoring of enclosures, packages, boxes
- Material-integrated sensor for monitoring of water penetration and diffusion
- Irrigation sensor for optimization of plant growth

## Key Parameters

Parameter
Sensor area
Sensor thickness
Operating temperature range
Operating humidity range
Maximum sensitivity
Response time

Typical Value
10 x 10 mm <sup>2</sup> to 50 x 50 mm <sup>2</sup> , other areas and forms possible
< 50 µm plus substrate thickness
0 °C up to 60 °C, extendable to 125 °C depending on substrates and polymer binder
0 % r. h. up to 100 % r. h.
0.125 nF per 1 % r. h.
approx. 20 seconds

## In cooperation with



Zentrum für  
Mikrotechnologien



TECHNISCHE UNIVERSITÄT  
CHEMNITZ

Fraunhofer ENAS is part of



**Forschungsfabrik  
Mikroelektronik**  
Deutschland



A Part of this work was performed within the Federal Cluster of Excellence EXC 1075 "MERGE Technologies for Multifunctional Lightweight Structures", which is funded by the German Research Foundation (DFG).

## Contact

Dr. Joerg Martin  
Phone +49 371 45001-244  
joerg.martin@enas.  
fraunhofer.de

Dr. Alexander Weiß  
Phone +49 371 45001-246  
alexander.weiss@enas.  
fraunhofer.de

Fraunhofer ENAS  
Technologie-Campus 3  
09126 Chemnitz | Germany

[www.enas.fraunhofer.de](http://www.enas.fraunhofer.de)

Photo acknowledgments:  
Fraunhofer ENAS  
All information contained  
in this datasheet is prelimi-  
nary and subject to change.  
Furthermore, the described  
system is not a commercial  
product.